



Industrial Specialties Mfg.

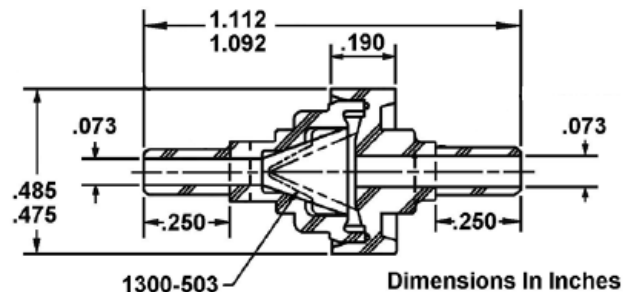
An ISO 9001:2008 Certified Company

4091 S. Eliot St., Englewood, CO 80110-4396 • 303-781-8486 FAX: 303-761-7939 • www.industrialspec.com

CVT-18VL

TECHNICAL INFORMATION SHEET

- Has 3.3 mm (.130 inch) slip tube fittings on both the inlet and outlet connectors to facilitate easy assembly to $\varnothing 3.2$ mm (1/8 inch) I.D. tubing.
- Features a clear plastic housing made of Plexiglas® DRG-100 acrylic which is bondable to PVC and other tubing, and provides transparent viewing of the functional elastomeric duckbill.
- Can be used in continuous service temperatures up to 60°C (140°F).
- Features an elastomeric duckbill made of white silicone, which meets USP Class VI and ISO 10993 biocompatibility requirements.
- Is ultrasonically welded.
- Is suitable for gamma irradiation (up to 5 megarads) and EtO sterilization. Other housing materials and configurations are available.



Backflow Leakage

- Assemblies are air tested at assembly for backflow at 203mm (8") H₂O with an acceptance criteria of 3 ml/min. maximum.
- Are audit tested for backflow in water at 203mm (8") H₂O with an acceptance criteria of 1 ml/hr. maximum.

Air Flow

Forward Air Flow in ml/min.

Check Valve Assemblies are air tested at assembly for forward flow at 203mm (8") H₂O dynamic system pressure with an acceptance criteria of 1,350 ml/min. minimum.

Worldwide Suppliers of Miniature Fluid and Pneumatic Circuitry Components



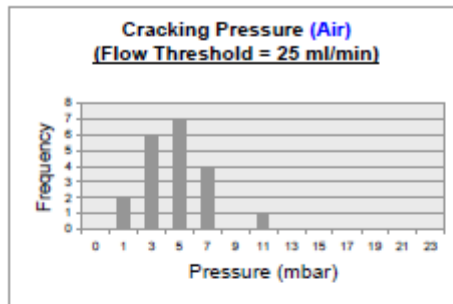
Industrial Specialties Mfg.

An ISO 9001:2008 Certified Company

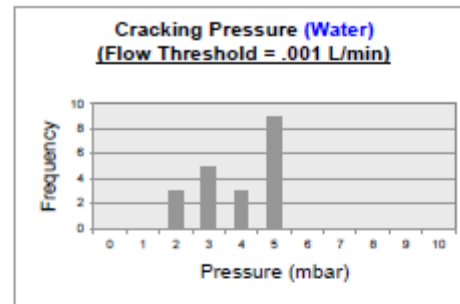
4091 S. Eliot St., Englewood, CO 80110-4396 • 303-781-8486 FAX: 303-761-7939 • www.industrialspec.com

Cracking Pressure

Mean: 4.5 mbar

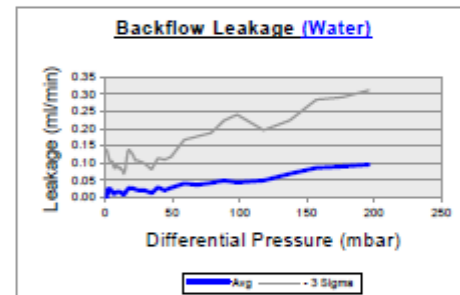
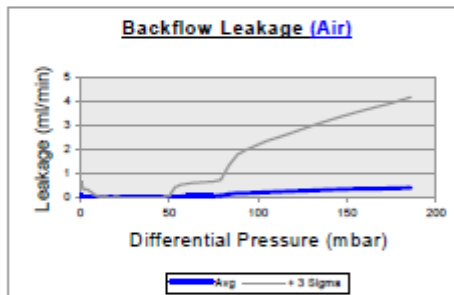


Mean: 3.8 mbar



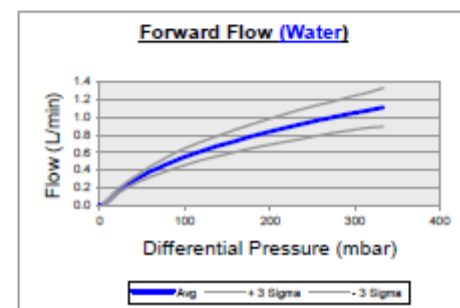
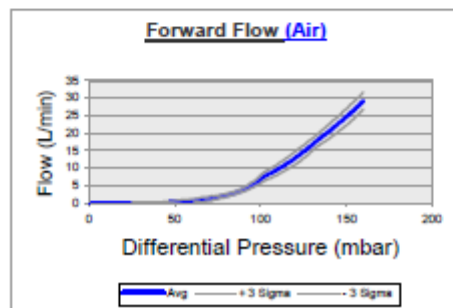
The above charts show the valve's Cracking Pressure. Cracking Pressure is defined as the differential pressure at which the forward flow through the valve reaches the flow threshold. Cracking Pressure will increase as the flow threshold is increased, and will decrease as the threshold is decreased.

Backflow Leakage



The above charts show the amount of Backflow Leakage through the valve. Leakage, or flow in the reverse direction, is measured while increasing the backpressure across the valve, starting from zero.

Forward Flow



The above charts show the amount of Forward Flow through the valve. Flow and differential pressure are measured simultaneously while increasing the inlet pressure, starting from zero.