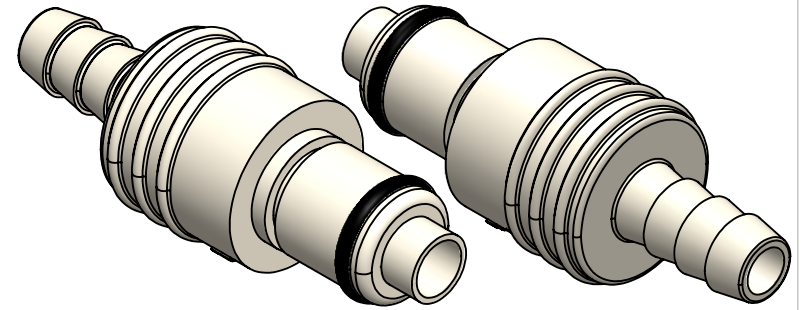
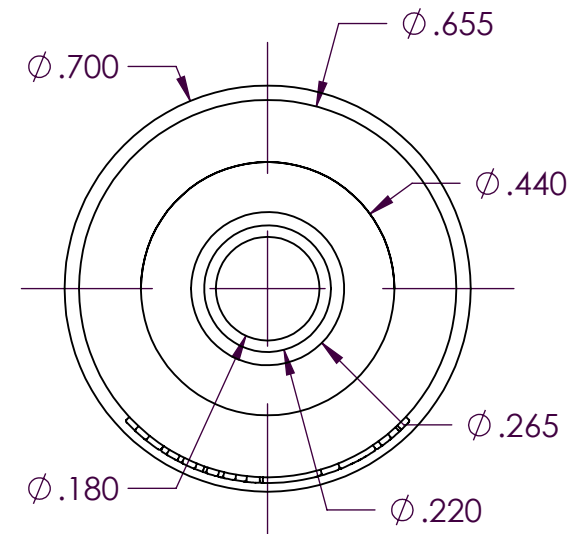
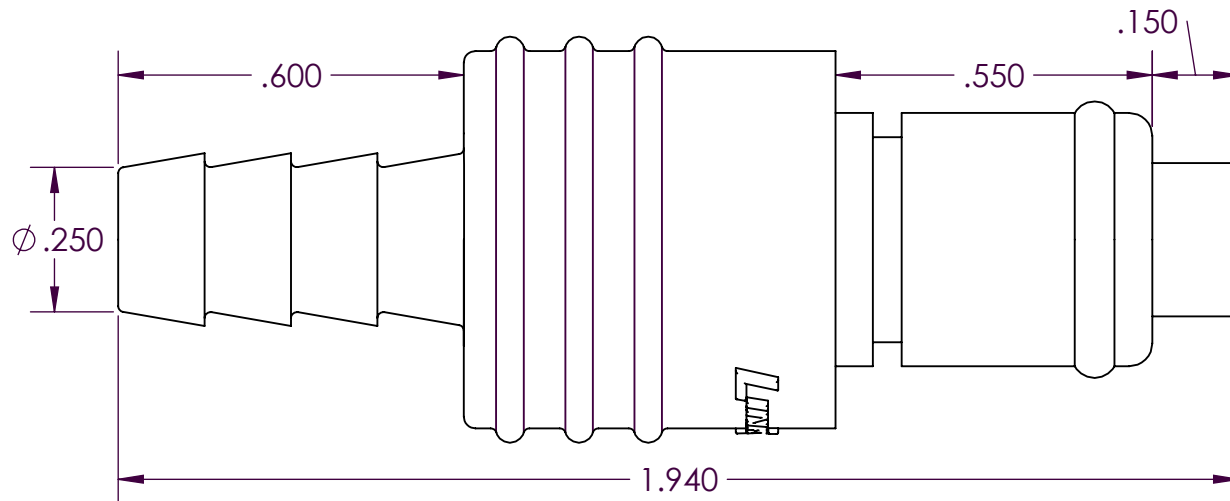


LEFT VIEW



SCALE 3 : 2



PROPRIETARY AND CONFIDENTIAL

Description

1/4" Hose Barb,
Valved In-Line Hose Barb Plug Coupling,
1/4" Flow,
Almond Polypropylene Body, Internal Valve and
Terminations, Stainless Steel Spring,
Buna-N O-Ring Seals

THE INFORMATION CONTAINED IN THIS DRAWING IS THE SOLE PROPERTY OF INDUSTRIAL SPECIALTIES MFG. AND IS MED SPECIALITES. ANY REPRODUCTION IN PART OR AS A WHOLE WITHOUT THE WRITTEN PERMISSION OF INDUSTRIAL SPECIALTIES MFG. AND IS MED SPECIALITES IS PROHIBITED.

NAME DATE
DRAWN BY: SCW 05-APR-2016

PART# REV
40PPV-PE2-04MALD 1

SHEET 1 OF 3

SCALE 3 : 1

DO NOT SCALE DRAWING

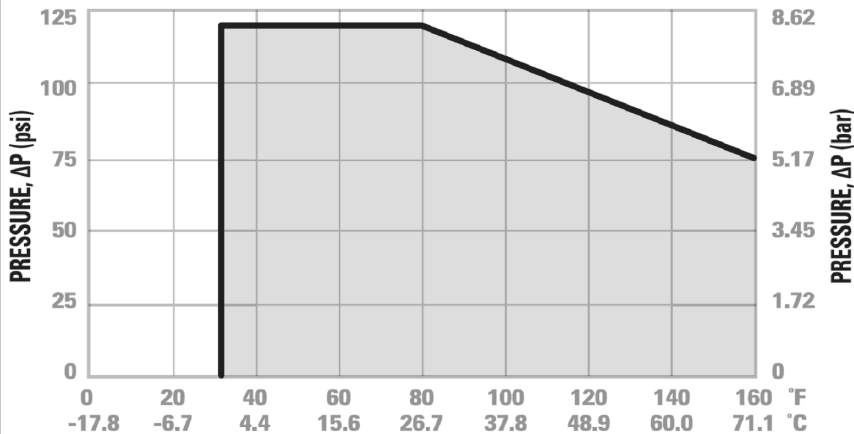


Industrial Specialties Mfg.
IS Med Specialties

Specifications

Body and Termination Material	Medical Grade Polypropylene
Standard Color Option	Almond
Seal Material Option	Buna-N O-ring - FDA and NSF Compliant for Food Contact O-rings lubricated with Dow Corning 200 food grade silicone oil.
Internal Valve Material	Medical Grade Polypropylene
Internal Valve Spring Material	316 Stainless Steel
Operating Pressure Range	Vacuum to 120 psi (8.3 bar)
Operating Temperature Range	32° F to 160° F (0° C to 71° C)
Flow Capacity	1/4" Size
Barb Size	1/4" ID Tube Size (6.4mm ID)
Sterilization	Gamma; 50 kGy irradiation max
Compatibility Statement	It is the sole responsibility of the system designer and user to select products suitable for their specific application requirements and to ensure proper installation, operation, and maintenance of these products. Material compatibility, product ratings and application details should be considered in the selection. Improper selection or use of products described herein can cause personal injury or product damage.

40PP Series Temperature

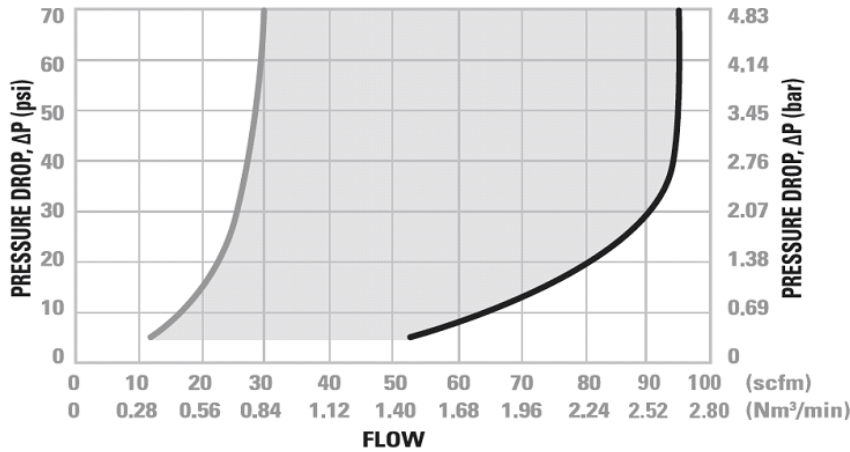


40PP Series Medical Grade Polypropylene Sterilization and Disinfectant Compatibility

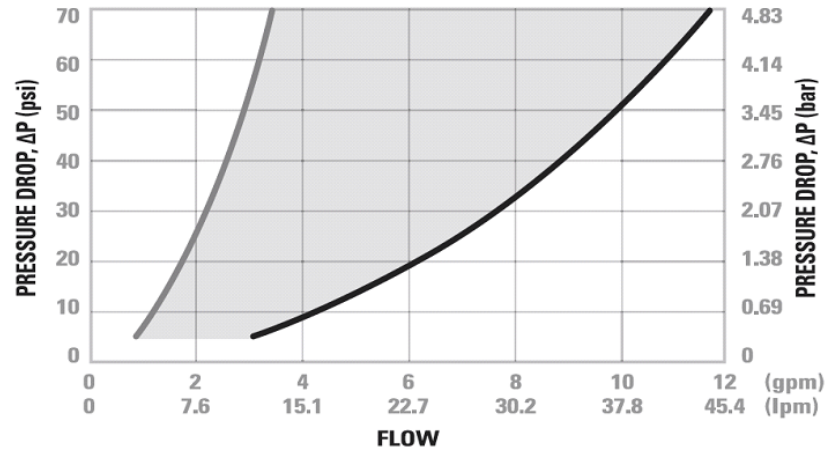
Formalin	Isopropyl Alcohol	Ethyl Alcohol	Ethylene Oxide (EtO)
Excellent	Excellent	Excellent	Excellent

Autoclave	E-Beam (50 kGy)	Gamma 5 Mrad (50kGy)	Dry Heat (250° F)
Do Not Use	Excellent	Excellent	Do Not Use

40PP Series Air Flow



40PP Series Water Flow



Specific coupling combination flow rates can be determined by using this formula:

$$Q = C_v \times \text{SQRT}(\Delta P / S)$$

SQRT = Square root
 Q = Flow rate in gallons per minute
 C_v = Average flow rate (see chart)
 ΔP = Pressure drop across coupling (psi)
 S = Specific gravity of liquid

C_v Values for the 40PPV-PE2-04MALD Valved In-Line Hose Barb Plug Coupling

Plugs:	40PPV-PE2-04	40PPV-PE2-04	40PPV-PE2-06	40PPV-PE2-06	40PPV-PE9-06	40PPV-PE9-06
40PPV-PE2-04MALD	0.42	0.52	0.43	0.53	0.42	0.52

Plugs:	40PPV-PE1-04	40PPV-PE1-04	40PPV-PE3-04	40PPV-PE3-04	40PPV-PE3-06	40PPV-PE3-06
40PPV-PE2-04MALD	0.43	0.53	0.41	0.56	0.43	0.57