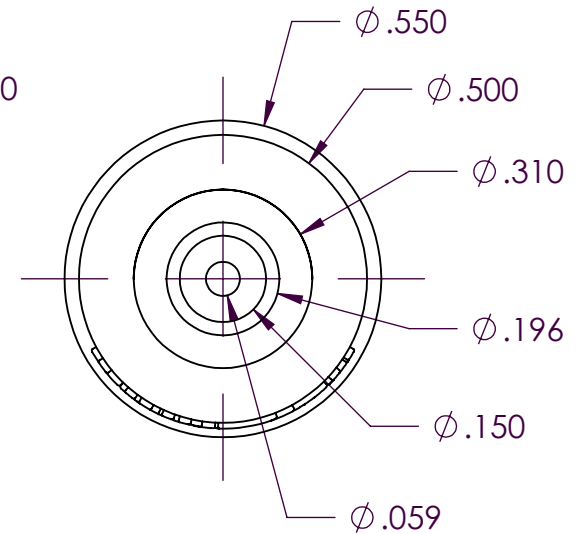
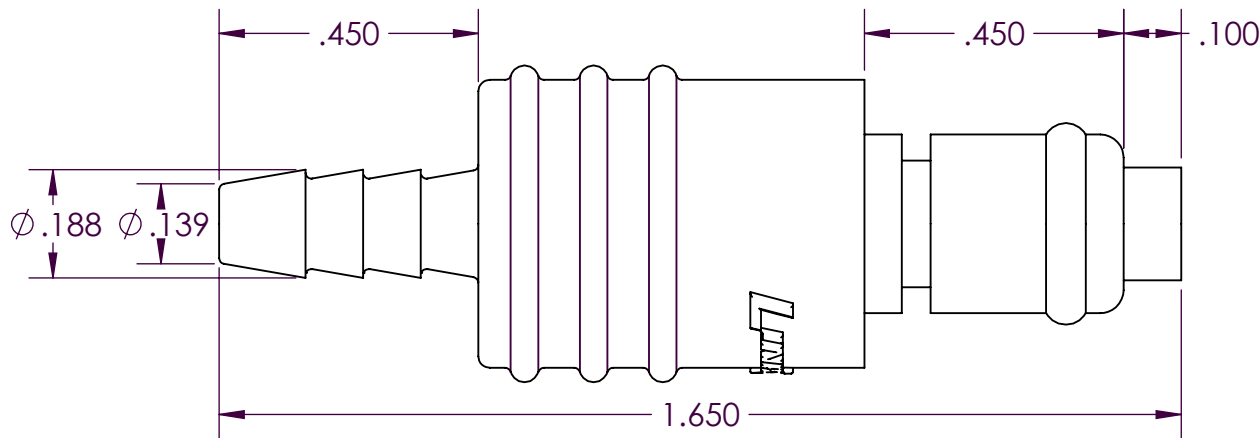


SCALE 1.5 : 1



PROPRIETARY AND CONFIDENTIAL

Description

1/8" Hose Barb,  
Valved In-line Hose Barb Plug Coupling, 1/8" Flow,  
Gray Polypropylene Body and Terminations,  
Polypropylene Internal Valve,  
Stainless Steel Internal Spring,  
Peroxide-cured EPDM O-ring Seals

THE INFORMATION CONTAINED IN THIS DRAWING IS THE SOLE PROPERTY OF INDUSTRIAL SPECIALTIES MFG. AND IS MED SPECIALITES. ANY REPRODUCTION IN PART OR AS A WHOLE WITHOUT THE WRITTEN PERMISSION OF INDUSTRIAL SPECIALTIES MFG. AND IS MED SPECIALITES IS PROHIBITED.

NAME DATE  
DRAWN BY: SCW 03-Feb-15

PART#  
20PPV-PE2-02

REV  
1

SHEET 1 OF 3

SCALE 3:1

DO NOT SCALE DRAWING

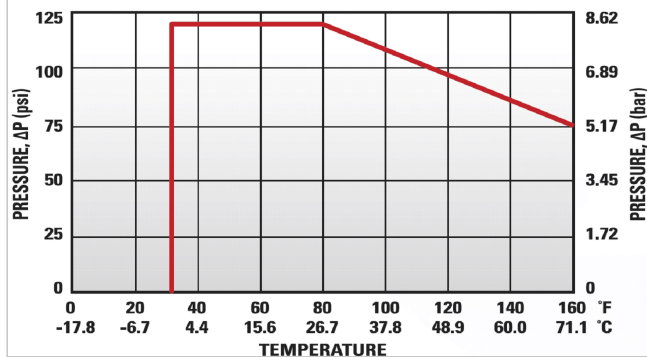


**Industrial Specialties Mfg.**  
**IS Med Specialties**

# Specifications

Body and Termination Material	Medical Grade Polypropylene
Standard Color Option	Gray
Seal Material Option	Peroxide-cured EPDM O-ring Seals
Internal Valve Material	Medical Grade Polypropylene
Internal Valve Spring Material	316 Stainless Steel
Operating Pressure Range	Vacuum to 120 psi (8.3 bar)
Operating Temperature Range	32° F to 160° F (0° C to 71° C)
Flow Capacity	1/8" Size
Barb Size	1/8" ID Tube Size
Sterilization	Gamma; 50 kGy irradiation max
Compatibility Statement	<p>It is the sole responsibility of the system designer and user to select products suitable for their specific application requirements and to ensure proper installation, operation, and maintenance of these products.</p> <p>Material compatibility, product ratings and application details should be considered in the selection. Improper selection or use of products described herein can cause personal injury or product damage.</p>

## 20PP Series Temperature

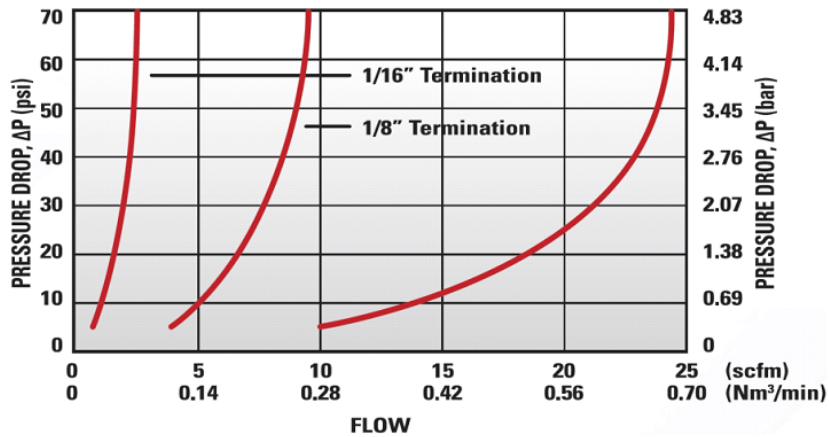


### 20PP Series Medical Grade Polypropylene Sterilization and Disinfectant Compatibility

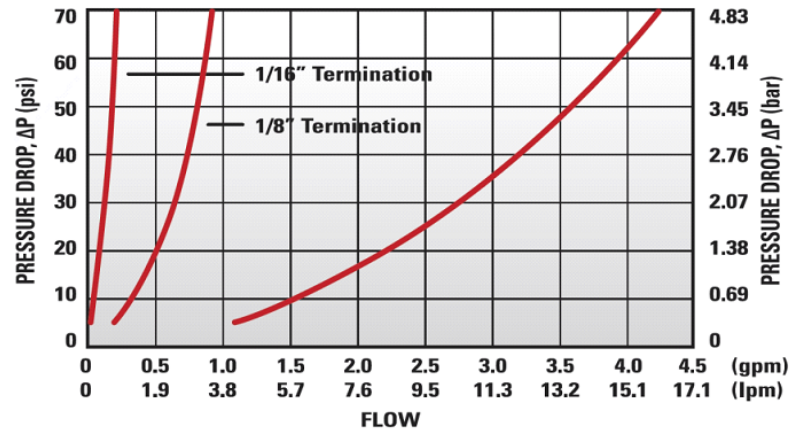
Formalin	Isopropyl Alcohol	Ethyl Alcohol	Ethylene Oxide (EtO)
Excellent	Excellent	Excellent	Excellent

Autoclave	E-Beam (50 kGy)	Gamma 5 Mrad (50kGy)	Dry Heat (250° F)
Do Not Use	Excellent	Excellent	Do Not Use

## 20PP Series Air Flow



## 20PP Series Water Flow



These graphs are intended to give you a general idea of the performance capabilities of the product line.

Specific coupling combination flow rates can be determined by using this formula:

$$Q = C_v \times \text{SQRT}(\Delta P / S)$$

SQRT = Square root  
 Q = Flow rate in gallons per minute  
 C<sub>v</sub> = Average flow rate (see chart)  
 ΔP = Pressure drop across coupling (psi)  
 S = Specific gravity of liquid

### C<sub>v</sub> Values for the 20PPV-PE2-02

#### Non-Valved In-Line Hose Barb Plug Coupling

Valves:	20PPV-SE2-01	20PP-S2-01	20PPV-SE2-04	20PP-S2-04	20PPV-SE3-02	20PP-S3-02	20PPV-SE3-04
20PPV-PE2-02	0.03	0.03	0.16	0.18	0.14	0.14	0.16

Valves:	20PP-S3-04	20PPV-SE8-04	20PP-S8-04	20PPV-SE1-02	20PP-S1-02	20PPV-SE1-04	20PP-S1-04
20PPV-PE2-02	0.18	0.16	0.16	0.16	0.16	0.17	0.18